

A Step by Step

Guide To:

SURVIVING A KIDS PARTY



How to make your party less stressful
and create a successful, memorable day for your child!



Written by:





hello

Here are a few tips that will help to make your child's party enjoyable instead of a headache, which many parties can become.

These tips come from me and are based on years of experience in organising and attending children's parties!

Planning well in advance is the first tip for a successful party!

Love & Laughter,

HYPON the CLOWNS 

A few general Party tips

A community hall or a hired room is always better than your house for your party. This makes it special for the birthday child and easier to clean up. It's also better for the children entertainer.

Squeakers & blowers are fun at the end of a party NOT at the beginning. Better still, put them in the party bags as these can be a big distraction and drive everyone crazy.

Best not to put balloons on the floor. Children will want to stamp on them to pop them. This causes loud bangs that scare young children and make them cry.

Leave the sweet party food separate till the savoury has been eaten to avoid left over food and a party full of crazy-ness!

Always expect a few extra guests. Sometimes brothers and sisters tag along, so prepare extra party bags and food just in case.

Get noticed! Place giant pom poms or streamers on your gate to let your party guests know where the fun is!

As children arrive, direct them to a game or activity to break the ice and get the party going straight away.

If you're paying for face painting, water play is a bad idea!

If you have pets, place them in a safe area away from excited children.

One-and-a-half to two hours is long enough for a kid's party.

Book the entertainment EARLY and send out invitations straight away.

Always know where the camera and lighter are for cake time!



plan ahead of time

04
weeks
before

1

Make a list of children to invite

2

Decide on the date, time and place for the party

3

Book your entertainment and venue

4

Start thinking about the food

5

Do you need to ask anyone to help?

6

Start thinking about games and activities (if you're not booking Hyper)

7

What type of cake? Are you making it? Buying a ready made cake? Or do you need to order one?

plan ahead of time

1

Phone the parents who haven't replied.



2

Organise your music for the party atmosphere and games.



3

Make sure you ask someone to capture the memories.



01

WEEK
before

plan ahead of time

01
DAY
before

1



Is the cake organised?

2



Get the goodie bags ready!

3




This is a great time to prepare
as much of the food as you can!

4



Are the games sorted?

plan ahead of time



00

PARTY

DAY!

1

Are there decorations on the gate or fence?

2

Is the room where the party is being held cleared from furniture and distractions?

3

Are the pets shut safely away?

4

Do you have lots of loo paper?

5

Lighter & candles for the cake?

6

Water for the kids?

7

Did you remember to breathe?

the day of the party

The Party Room

Ideally, you have booked a community hall or room for your party because when the party is finished, you can go back to a tidy home rather spending hours tidying up and putting everything back in place. If you do decide to have the party at home, clear a space inside by pushing the furniture to one side. Also remove any breakable items, and make sure sockets are covered.

Party Food

If you have room, it is easier to seat the children at a table for the food. However, children do not mind sitting on the floor (they actually prefer it!). I recommend disposable party plates and cups. This makes cleaning at the end of the party much easier.

Keep the food simple. Children are too excited to eat a lot and they prefer the nibbly things like fruits and finger food etc. to sandwiches and rolls which they have probably had in their school lunchbox all week. Serve juice and water to add more simplicity.

What to do when the children arrive?

As the children arrive put all the unopened presents to one side and let the birthday child open them after the party. This is how you can make sure you know who bought which present so you can send the right 'thank you' note. It also gives the birthday child something to look forward to when everyone has gone home.


It is important to have something organised that the children can do as they arrive. If not all the children know each other, an activity helps them interact.

**If you book Hyper the Clown's "Stress Free Party Host"
This is where she will come in and take over the party!**

Shopping & reminder list

- Invitations
- Cloths (to clean up messes)
- Paper napkins
- Paper plates
- Table (or space) where the presents go
- Put toys and distractions away
- Decorations
- Music equipment and playlist
- Activity and games list
- Prizes for games
- Goodie bags
- Food for children
- Drinks for children
- Cake candles and matches/lighter
- Birthday cake
- Cake knife
- Paper roll
- Rubbish bags
- Hand sanitizer
- Wet wipes
- Camera!
- _____

Final words on birthday parties



The secret to a good party is to plan in advance. Do yourself a favour and limit the party time to no more than 2 hours, keep the age range to around the birthday child's age, make the party food simple and if you want to make it the **EASIEST...** book a professional children's entertainer! *wink*wink*

Book the entertainment before the venue, there are more venues than entertainers. Entertainers have more restrictions due to other bookings.


Hyper offers the ideal solution in her "Stress Free Party Host Package".

This 2 hour party package is completely organised for you, which lets you sit back and enjoy the special day with your child.

Make it a party to remember and not just another party!!



Love & Laughter,



IMPORTANT INFORMATION



Hyper the Clown isn't kidding when she says that she is all you need for your party. If you hire and add multiple activities to your party, kids may get overwhelmed and distracted. Hyper really wants your party to run smoothly. Her "Stress Free Party Host" packages are well structured, fun and a magical experience for everyone!

What do you (the party organiser) need to provide on the day if hiring Hyper the Clown for your party?

The food, the venue, party bags and, of course, the children! annnnddd... Nothing else!!!

NO!

JUMPING CASTLE NEEDED

NO!

ADDITIONAL ENTERTAINMENT NEEDED

NO!

STRESS AND WORRIES OF HOW YOU WILL KEEP THE KIDS ENTERTAINED

NO!

**HIDDEN COSTS,
EVERYTHING IS INCLUSIVE!**

**YOU JUST SIT BACK, RELAX AND WATCH THE CHILDREN HAVE A TONNE OF FUN!
YOU WILL RECEIVE PLENTY OF COMPLIMENTS AS THE PARENTS TELL YOU WHAT A
FANTASTIC PARTY YOU ARRANGED.**

you are guaranteed fun and happiness!!